



FastBloc Building Systems In Plane Max Wind Loads

DISCLAIMER AND LIMITATION OF LIABILITY

The FastBloc Building System (FastBloc) is stay-in-place, non-structural formwork for reinforced concrete, post and beam wall construction. The following information provided herein shall be used solely as a reference guide for design and/ or estimating the construction of a wall using FastBloc.

The tables, notes and drawings contained herein are to illustrate the required reinforced concrete column spacing to comply with various code requirements given a specific wall design. Any modifications to the wall design must be evaluated by a structural engineer of record.

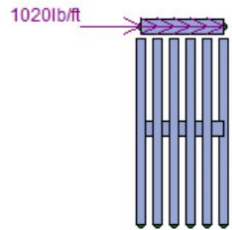
FastBloc Building Systems does not provide project specific engineering. It is the sole responsibility of the user to comply with all applicable local regulations and building code requirements concerning the use of these products.

THE USER(S) ASSUMES ANY AND ALL RISK ARISING FROM THE USE OF THE INFORMATION PROVIDED HEREIN. ENJ MANAGEMENT, INC., THE MANUFACTURER OF FASTBLOC, ITS SHAREHOLDERS, DIRECTORS, OFFICERS, EMPLOYEES, AGENTS, AFFILIATES, SUBSIDIARIES, SUCCESSORS AND ASSIGNS, ASSUME NO RESPONSIBILITY WHATSOEVER FOR ANYONE'S USE, MISUSE, INTERPRETATION OR MISINTERPRETATION OF ANY AND ALL INFORMATION PROVIDED HEREIN, AND MAKE NO EXPRESS OR IMPLIED WARRANTY, GUARANTEE OR REPRESENTATION WITH RESPECT TO THE ACCURACY OR COMPLETENESS OF ANY INFORMATION CONTAINED HEREIN WITH RESPECT TO THE FITNESS OF THAT INFORMATION FOR ANY PARTICULAR PURPOSE AND IN FACT SPECIFICALLY DISCLAIM RESPONSIBILITY FOR ANY AND ALL LIABILITY THAT MAY ARISE THEREFROM.

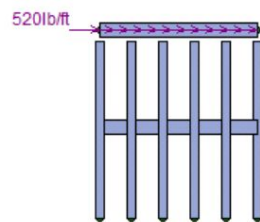
FastBloc Building Systems
ENJ Management INC
www.FastBlocs.com

V. 20180307

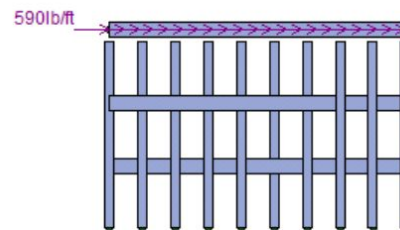
**COMPARE TO TEST
SPECIMEN WHICH YIELDED
A CAPACITY OF
APPROXIMATELY 633 PLF.**



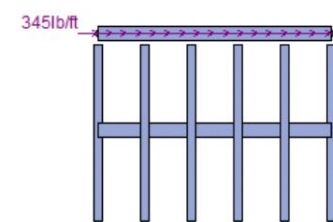
8 Foot Wall, 8 Inch Thick
8 Inch Column Spacing



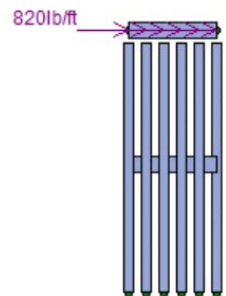
8 Foot Wall, 8 Inch Thick
16 Inch Column Spacing



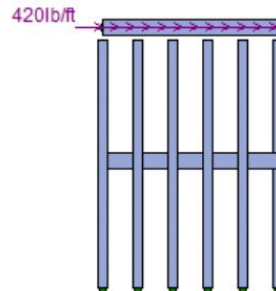
8 Foot Wall, 8 Inch Thick
16 Inch Column Spacing
3 Lintel Beams



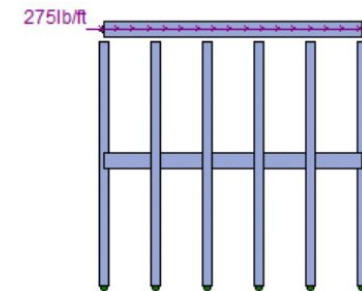
8 Foot Wall, 8 Inch Thick
24 Inch Column Spacing



10 Foot Wall, 8 Inch Thick
8 Inch Column Spacing



10 Foot Wall, 8 Inch Thick
16 Inch Column Spacing



10 Foot Wall, 8 Inch Thick
24 Inch Column Spacing